



# Urinalysis Hybrid System U3600

.....

An integrated system for upgrading your lab urinalysis solution



Urinalysis

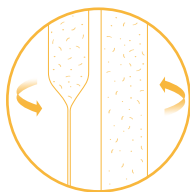


## Urinalysis Hybrid System U3600

U3600 is an integrated machine that combines the functions of urine physical analysis, chemical analysis and formed particle analysis. It is designed for upgrading your urine analysis solutions, which could provide 16 items chemical analysis, 46 items formed particles analysis, and 5 items physical analysis. The U3600 utilizes laminar flow technology, high-speed photograph technology, and medical image recognition technology to provide high-resolution images and accurate urine particle classification.




# Features



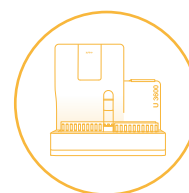
## Advanced Technology

- Laminar flow technology
- High-speed photograph technology
- Medical image recognition
- Photometer technology applies full spectrum instead of multi-wave-length



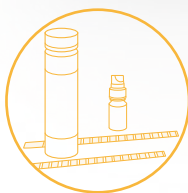
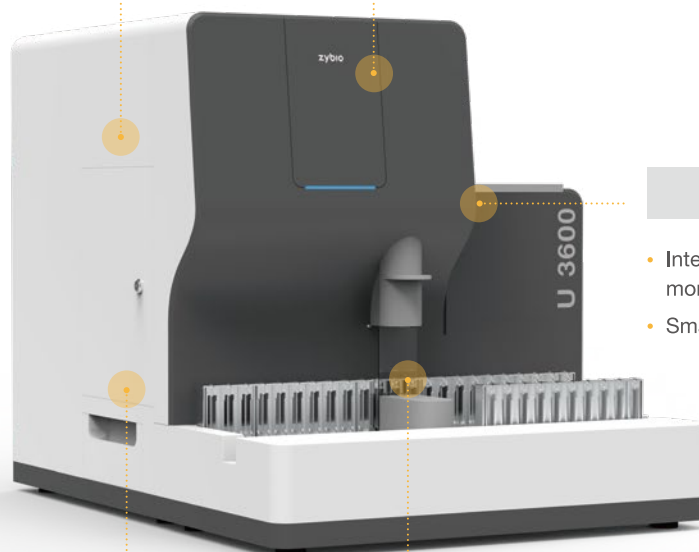
## Accurate Recognition

- No overlap, gather or morphology changes of formed particles
- High-definition images provide a clear view of particles
- Powerful clinical database



## Compact Design

- Integration of physical, chemical and morphology analysis
- Small footprint for space saving



## Convenient Operation

- Automatically handle test strips and mix sample
- Without centrifugation, staining or rotation of lens
- The images can be reviewed and decrease microscopy rate
- Priority for emergency sample



## Improved Productivity

- 240 T/H for Chemistry Mode
- 120 T/H for Formed Particles Mode/Hybrid Mode
- Automatic strip feeder with a capacity of 300 strips
- Physical analysis of urine includes Color, SG, Turbidity, Conductivity and Osmolality

- **Save about 50% space**
- **Integrated urinalysis solution**



## Workstation

## 05 items

Physical analysis ..... Color ..... SG ..... Turbidity ..... Conductivity ..... Osmolality

16 items

**Chemical analysis** ..... URO ..... BIL ..... KET ..... LEU ..... NIT ..... PRO ..... BLD  
PCR ..... ACR ..... Ca ..... VC ..... pH ..... SG ..... GLU ..... CRE ..... MALB

46 items

Formed particles analysis

RBC

WBC

SQEP

BYST

BACI

SPRM

MUCS

WBC

NSE

HYST

SUCO

PHCY

UNCL

UNCX

MAPH

CAPH

TYRO

URIC

COM

AMOR

FAT

HYAL

AUCR

COD

UNCO

Note: Only some items are listed.

# Technical Parameters

Principle	Laminar flow technology
	High-speed photography technology
	Medical image recognition
Throughput	240 T/H for Chemistry Mode
	120 T/H for Formed Particles Mode/Hybrid Mode
Test Items	Chemical analysis: URO, BIL, KET, LEU, NIT, PRO, BLD, MALB, CRE, GLU, SG,
	pH , VC, Ca, ACR, PCR
	Formed particles analysis: RBC, WBC, WBCC, PHCY, SQEP, NSE, BYST, HYST,
	BACI, SUCO, SPERM, MUCS, HYAL, UNCC, FAT, AMOR, COM, COD, URIC,
	AUCR, TYRO, CAPH, MAPH, UNCX, UNCL
Sample Capacity	Physical analysis: Color, Specific Gravity, Turbidity, Conductivity, Osmolality
	10 samples × 6 racks
Test Mode	Auto loader mode, STAT mode
Reagents	Urinalysis Strip
	UDC-Control
	Sheath Fluid
	Focusing Fluid
	US-Calibrator
	Sediment Control
	Conductivity Control
	Wash solution
Operation Environment	Temperature: 10~30°C
	Humidity: < 80%
	Atmospheric Pressure: 70~106 kPa
Power Supply	90~264 V, 47~63 Hz
Dimension (mm)	687 (W) × 512 (D) × 530 (H)
Weight (kg)	55



**Zybio Inc.**

Address: Floor 1 to Floor 5, Building 30, No.6 of Taikang Road,  
Block C of Jianqiao Industrial Park, Dadukou District, 400082 Chongqing,  
PEOPLE'S REPUBLIC OF CHINA

Tel: +86-23 6865 5509 Fax: +86-23 6869 9779

Email: [info@zybio.com](mailto:info@zybio.com) Website: [www.zybio.com](http://www.zybio.com)

EN-C-NF-U3600-20220628H

**Urinalysis**